

# TP Range of Hedge and Verge Cutters

- TP550 - 5.5m (18ft 0in) reach
  - TP600 - 6.0m (19ft 8in) reach
  - Parallel arm geometry
  - 1.2m cut DS flailhead (belt drive)
  - Totally independent hydraulics
  - 3-point linkage mounted (Cat II)
  - Cast iron pumps and 65hp motor
  - Powerslew and hydraulic breakaway
  - Cable or proportional controls
  - 240° head rotation
  - 200 litre capacity
- Head float
  - Dual direction flail rotation
  - Cab safety guard kit
  - Heavy duty bar stabiliser kit
  - Oil included
  - Minimum tractor requirements TP550  
**85hp, 3250kg.**
  - Minimum tractor requirements TP600  
**95hp, 3500kg.**

### Controls



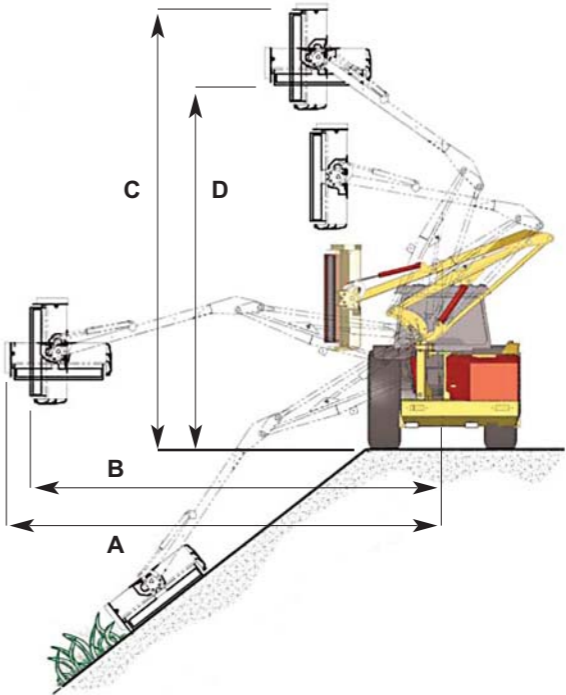
Cable Controls



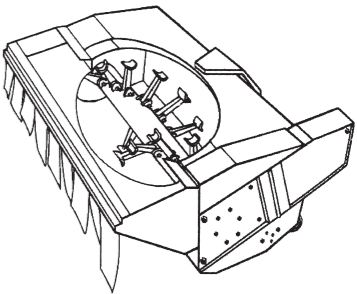
Low Pressure Hydraulic Proportional Joystick

### Cutting Dimensions

	A	B	C	D
TP550	5.5m	4.8m	6.4m	5.5m
TP600	6.0m	5.4m	7.0m	6.1m



### Double Skin Cutter Head



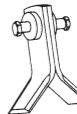
- Double skin for greater strength and longer working life.
- Drive line contained within width of skid for a cleaner cut and better manoeuvrability.
- Simple belt adjustment
- Quick fit heavy duty rotor takes 5 types of flail
- Heavy braced end panels
- Adjustable heavy duty roller
- Skid wrapped around panel for greater protection
- Nose guard with barbed wire trap and heavy duty curtain
- Choice of flails



Heavy Duty Reversible Lump Flail for hedging and occasional mowing. Fitted as standard unless stated



Heavy Duty Grass and hedging flail. Cuts in one direction



Back to Back reversible flail for grass cutting



Cast Boot Flail and shackle for mowing or hedging. Cuts in one direction only



Back to Back reversible flail and shackle for grass cutting

Machine Type	TP550	TP600
Reach (m / ft, ins)	5.5 / 18'0"	6.0 / 19'8"
Cutting width (m)	1.2	1.2
Minimum tractor power (hp)	85	95
Left or right cut	Optional	Optional
Parallel arm geometry	Standard	Standard
Sprung top link	Standard	Standard
Powerslew & hydraulic breakaway	Standard	Standard
Flail cutting reversible by cable control	Standard	Standard
Low pressure hydraulic joystick	Optional	Optional
Cable controls	Standard	Standard
Flotation		
Head flotation	Standard	Standard
Boom flotation	Optional	Optional
Options		
Rear lights	Standard	Standard
High power (65hp)	Standard	Standard
Quick hitch	Optional	Optional

