


AstroSemi™

Incredible Power for Small Body

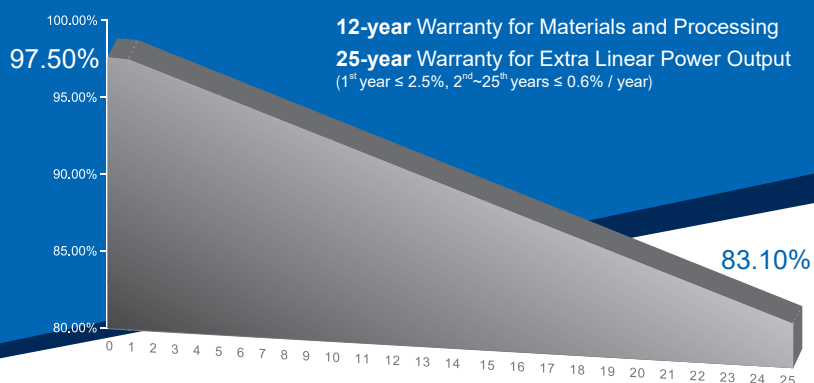


Multi-Busbar Module could be the option

315W~335W

Monocrystalline PV Module

CHSM60M-HC Series (156.75)



KEY FEATURES

- +5W OUTPUT POSITIVE TOLERANCE**
Guaranteed 0~+5W positive tolerance ensures power output reliability.
- INNOVATIONAL HALF-CELL TECHNOLOGY**
Improves the module output, decreases the risk of micro-crack, enhances the module reliability.
- INNOVATIVE PERC CELL TECHNOLOGY**
Excellent cell efficiency and output.
- REDUCE SHADOW LOSS**
Effectively reduces the effect of shadow on the module surface.
- REDUCE INTERNAL MISMATCH LOSS**
Reduces mismatch loss and improves output.
- PASSED HAIL TEST**
Certified to hail resistance: ice ball size (d=45mm) and ice ball velocity (v=30.7m/s).
- PID RESISTANCE**
Excellent PID resistance at 96 hours (@85°C /85%) test, and also can be improved to meet higher standards for the particularly harsh environment.

COMPREHENSIVE CERTIFICATES



First solar company which passed the TUV Nord IEC/TS 62941 certification audit.

For Global Market



ASTRONERGY
A CHNT COMPANY

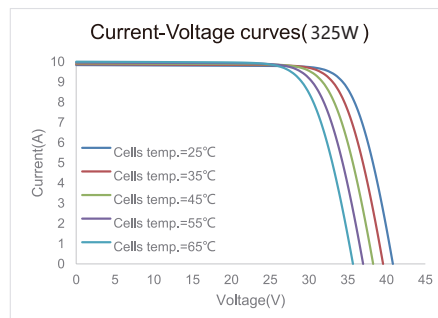
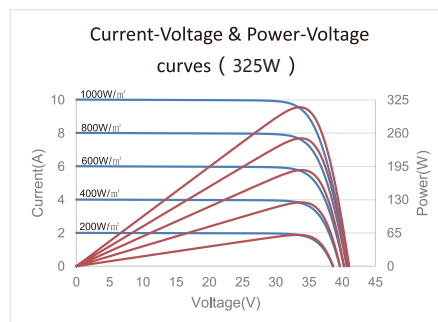
ELECTRICAL SPECIFICATIONS

STC rated output (P_{mpp})*	315 Wp	320 Wp	325 Wp	330 Wp	335 Wp
Rated voltage (V_{mpp}) at STC	33.44 V	33.68 V	33.93 V	34.17 V	34.44 V
Rated current (I_{mpp}) at STC	9.42 A	9.50 A	9.58 A	9.66 A	9.73 A
Open circuit voltage (V_{oc}) at STC	40.42 V	40.72 V	41.03 V	41.32 V	41.61 V
Short circuit current (I_{sc}) at STC	9.90 A	9.98 A	10.06 A	10.14 A	10.22 A
Module efficiency	19.0%	19.3%	19.6%	19.9%	20.2%
Rated output (P_{mpp}) at NMOT	234.9 Wp	238.6 Wp	242.4 Wp	246.1 Wp	249.8 Wp
Rated voltage (V_{mpp}) at NMOT	31.18 V	31.39 V	31.63 V	31.85 V	32.10 V
Rated current (I_{mpp}) at NMOT	7.53 A	7.60 A	7.66 A	7.73 A	7.78 A
Open circuit voltage (V_{oc}) at NMOT	38.00 V	38.28 V	38.57 V	38.85 V	39.12 V
Short circuit current (I_{sc}) at NMOT	7.96 A	8.03 A	8.09 A	8.16 A	8.22 A
Temperature coefficient (P_{mpp})	- 0.3438%/°C				
Temperature coefficient (I_{sc})	+0.0353%/°C				
Temperature coefficient (V_{oc})	- 0.2722%/°C				
Nominal module operating temperature (NMOT)	44±2°C				
Maximum system voltage (IEC/UL)	1500V _{DC}				
Number of diodes	3				
Junction box IP rating	IP 67				
Maximum series fuse rating	20 A				

STC: Irradiance 1000W/m², Cell Temperature 25°C, AM=1.5

NOCT: Irradiance 800W/m², Ambient Temperature 20°C, AM=1.5, Wind Speed 1m/s

CURVE



MECHANICAL SPECIFICATIONS

Outer dimensions (L x W x H)	1675 x 992 x 35 mm 65.94 x 39.06 x 1.38 in
Frame technology	Aluminum, silver anodized
Module composition	Glass / EVA / Backsheet (white)
Front glass thickness	3.2 mm / 0.13 in
Cable length (IEC/UL)	Portrait: 350 mm (13.78 in) Landscape: 1000 mm (39.37 in)
Cable diameter (IEC/UL)	4 mm ² / 12 AWG
① Maximum mechanical test load	5400 Pa (front) / 2400 Pa (back)
Fire performance (IEC/UL)	Class C (IEC) or Type 1 (UL)
Connector type (IEC/UL)	MC4 compatible

① Refer to Astronergy crystalline installation manual or contact technical department.
Maximum Mechanical Test Load=1.5×Maximum Mechanical Design Load.

PACKING SPECIFICATIONS

① Weight (module only)	18.7 kg / 41.23 lbs
② Packing unit	31 pcs / box
Weight of packing unit (for 40'HQ container)	619 kg / 1365 lbs
Number of modules per 40'HQ container	806 pcs

① Tolerance +/- 1.0kg
② Subject to sales contract

MODULE DIMENSION DETAILS

